

Create Your Own
VIDEO COMMERCIAL
In 15 Minutes



By
Mieke Janssens
<http://www.miekejanssens.com>
<http://www.internetmarketingbasics.net/videocommercials>

This report is delivered to you
by Gordon Stamp
[Visit Site](#)

LeadsBYVideo^{Free}

If you had the focused attention of a large audience,
how many leads could you round up?

Find Out For Free

LBV is essentially a type of **traffic exchange that uses video**. But, unlike other traffic exchanges where your visitors earn reciprocal traffic for visiting your site, LBV visitors arrive without incentivised ulterior motives making them top quality hot leads.

All visitors to LBV are served videos from our playlist, one video at a time. Each video is 30 seconds long, after which, the viewer is prompted to decide if they wish to click through to the advertiser's website, flag the video for later follow up or watch the next video.

You can provide your own video or have LBV help create one for you.



You get an entry in the monthly prize draw for every 3 videos you watch.

For every 3 videos watched by yourself or someone referred by you, you get the double bonus of one playlist spot as well as one entry in our monthly prize draw!

And I don't mind telling you there are some fantastic prizes on offer such as **Nintendo Wii, Sony Playstation 3, Canon Digital SLR Camera, Dell Laptop, Tomtom GPS Navigation System, Radeon Videocard** and more.

**Get Your Message The Undivided
Attention It Deserves**

Create Your Free Account Now

LeadsBYVideo^{Free}

[Click Here To Get Started](#)

DISCLAIMER:

EVERY EFFORT HAS BEEN MADE TO ACCURATELY REPRESENT THIS PRODUCT AND IT'S POTENTIAL. EVEN THOUGH THIS INDUSTRY IS ONE OF THE FEW WHERE ONE CAN WRITE THEIR OWN CHECK IN TERMS OF EARNINGS, THERE IS NO GUARANTEE THAT YOU WILL EARN ANY MONEY USING THE TECHNIQUES AND IDEAS IN THESE MATERIALS. EXAMPLES IN THESE MATERIALS ARE NOT TO BE INTERPRETED AS A PROMISE OR GUARANTEE OF EARNINGS. EARNING POTENTIAL IS ENTIRELY DEPENDENT ON THE PERSON USING OUR PRODUCT, IDEAS AND TECHNIQUES. WE DO NOT PURPORT THIS AS A "GET RICH SCHEME." ANY CLAIMS MADE OF ACTUAL EARNINGS OR EXAMPLES OF ACTUAL RESULTS CAN BE VERIFIED UPON REQUEST. YOUR LEVEL OF SUCCESS IN ATTAINING THE RESULTS CLAIMED IN OUR MATERIALS DEPENDS ON THE TIME YOU DEVOTE TO THE PROGRAM, IDEAS AND TECHNIQUES MENTIONED, YOUR FINANCES, KNOWLEDGE AND VARIOUS SKILLS. SINCE THESE FACTORS DIFFER ACCORDING TO INDIVIDUALS, WE CANNOT GUARANTEE YOUR SUCCESS OR INCOME LEVEL. NOR ARE WE RESPONSIBLE FOR ANY OF YOUR ACTIONS. MANY FACTORS WILL BE IMPORTANT IN DETERMINING YOUR ACTUAL RESULTS AND NO GUARANTEES ARE MADE THAT YOU WILL ACHIEVE RESULTS SIMILAR TO OURS OR ANYBODY ELSE'S, IN FACT NO GUARANTEES ARE MADE THAT YOU WILL ACHIEVE ANY RESULTS FROM OUR IDEAS AND TECHNIQUES IN OUR MATERIAL.

**Congratulations! You now have
FREE GIVEAWAY & MASTER RESALE RIGHTS
to this report.
You can distribute it any way you like,
as long as you don't make any changes to it!**

**Brand this report with your own name and link!
[Register here to get your FREE branding kit](#)**

Everybody agrees – if you don't use video on your site, you're missing out on a great deal!

Having video on your site is important for numerous reasons:

It can ...

- ... denote professionalism.
- ... grab and hold your visitor's attention.
- ... make it easier to communicate a message.
- ... boost your sales with 60% (!) or more.
- ...

For months, I had been looking for an easy way to create my own video. Like many other people that don't have English as their first language, I couldn't just grab my web cam and start recording...

So, what I was looking for was a program that would let me easily create a video commercial to promote my products... It had to be easy-to-use -so I wouldn't have to spend hours finding out how to press play – and preferably low cost, or even free.

What I didn't realize was this: the solution to my problem had been under my nose that whole time....

It was right there on my machine, pre-installed with Windows...

Only 10 minutes later, I had my first video commercial!



In this report, I'll take you through creating your first video commercial using WMM.

I won't go into all the features of WMM, as this is not why I wrote this report.

The purpose is to show you how to get your own video commercial up in 15 minutes.

Click the image below to see the video commercial I've created as an example. It took me only 10 minutes to create it, and I used only the basic features of WMM.

Example Video:

(Click to see the video commercial)



When you don't have WMM installed yet, you can **download it for free** by clicking the logo below.



Step 1

Create some images you want to use in your video com and save them in a folder on your hard disk.

*If you need an image editor,
you can download one for free [HERE](#).*

These were the images I created to make the example commercial:



Step 2

Start WMM.

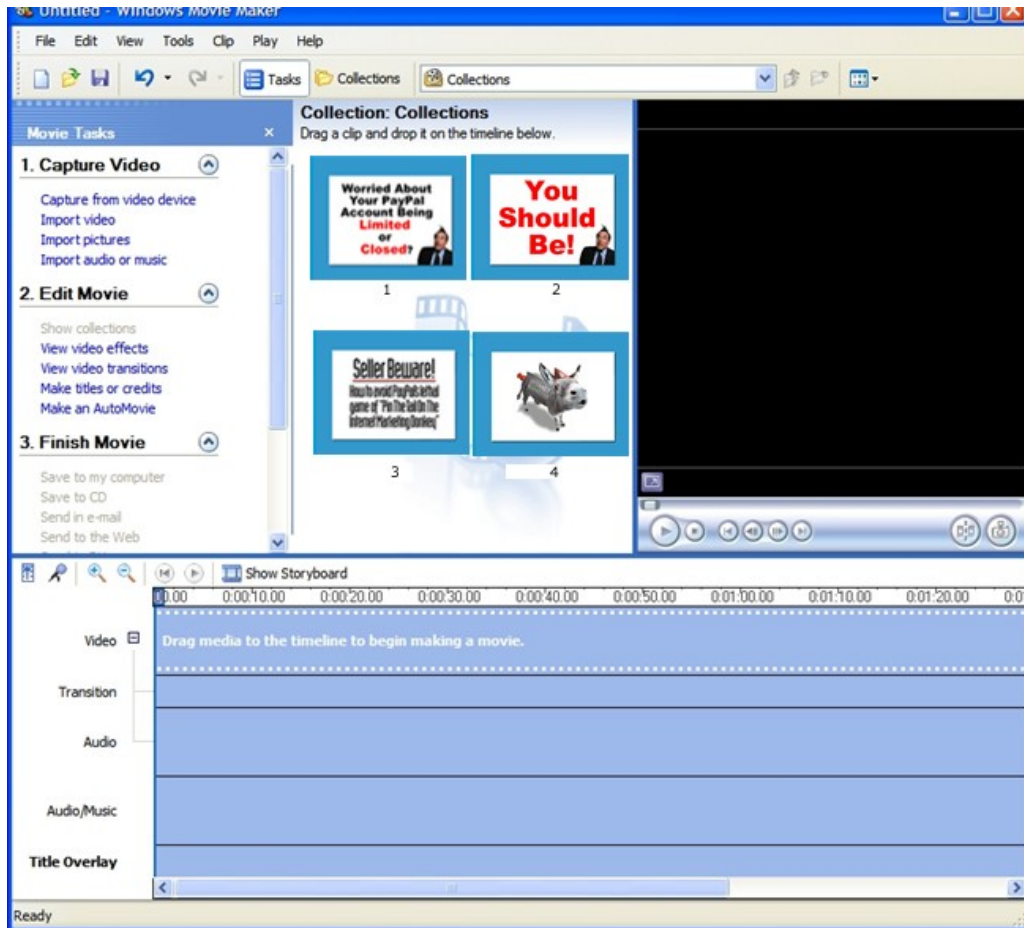
- Click 'Start'
- Select 'Run'
- In the field, type 'moviemk'



Step 3

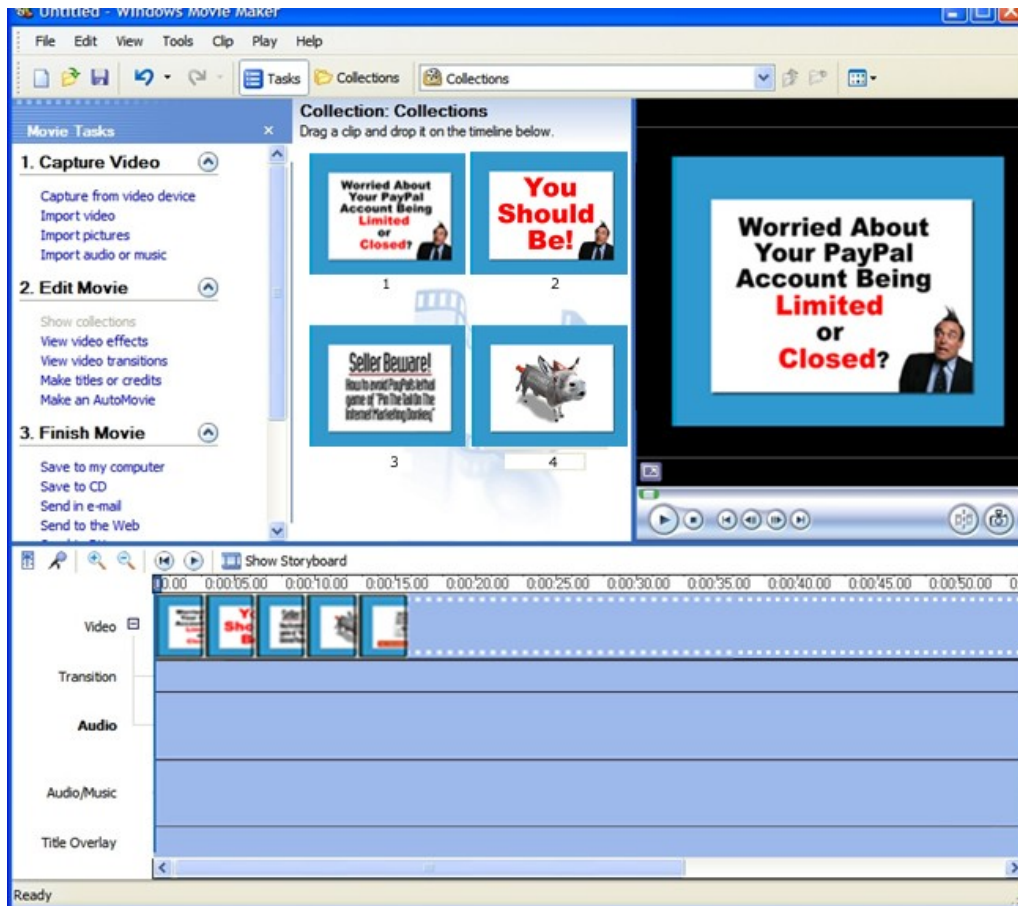
In the left menu bar, click 'Import Pictures'.

Browse to the folder with your prepared images, select them all and click 'Open' to add them to your collection.



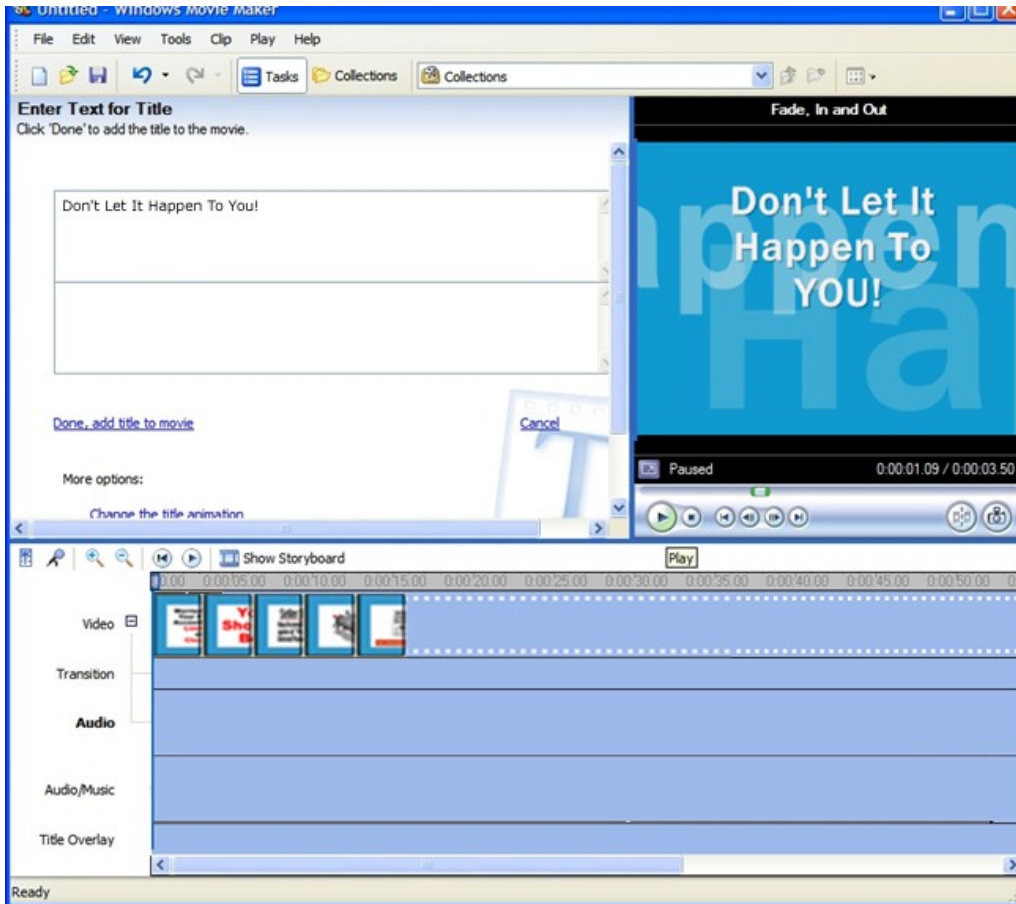
Step 4

Drag and drop the images into the time line panel. You can also switch to the storyboard view - you might find this easier to work with.



Step 5

Insert the title screens between the image clips. (Tools > Titles & Credits). You can add text effects and choose your colors)



Step 6

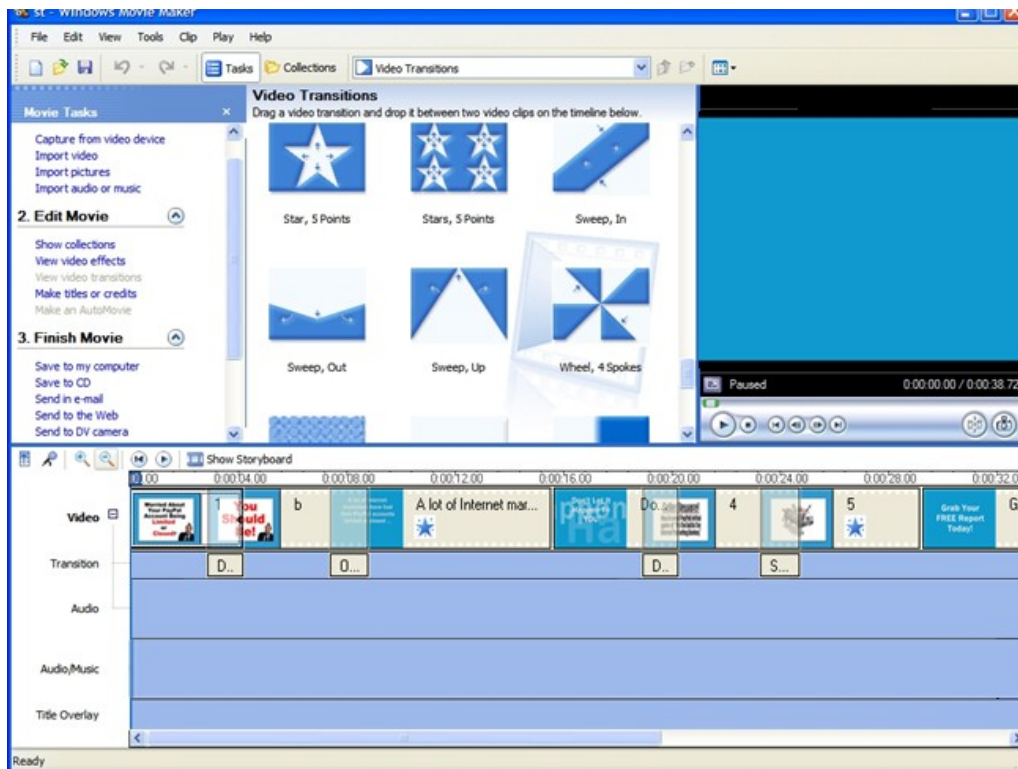
If you want to use music:narration, import your audio file just like you've imported your pictures. (Repeat step 2 – 5)

Step 7

Adjust the start and end points of clips to synchronize with impact points of your music and narration.

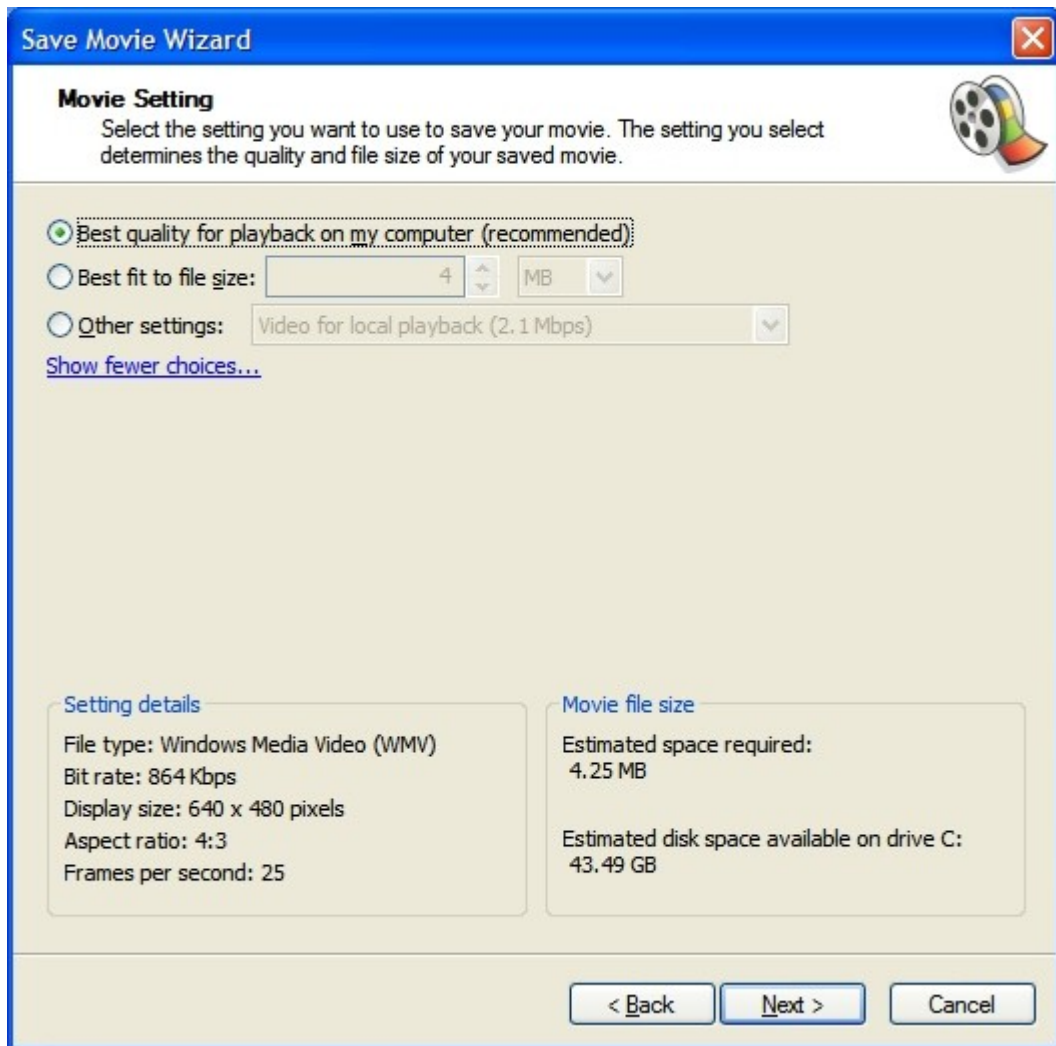
Step 8

Add transition effects (Tools > Video Transitions) by dragging any of the available transitions to the time line. Again, you can switch to the storyboard view - you might find this easier to work with.



Step 9

After previewing and adjusting your video to your liking, create your video file (file > save movie file > My Computer/Next > Select location/Next > default best quality for my computer/Next)



Step 10

Submit your created video to [Leads By Video](#).

If you have never heard of LBV, you're missing out on a great deal!

To find out more about the site and to create your free account, go [HERE](#).

Submit your created video to [Clicks4Flicks](#).

Clicks4Flicks Is The Fastest and Easiest Way to Instantly Drive a Flood of Targeted Viewers to Your Videos... **Absolutely Free!**

[Sign Up For Your Free Account Here](#)

Extra

By default, your video will be opened with Windows Media Player.

If you want to add your video to your website, I suggest you get [Video Web wizard](#), an easy-to-use application that will convert your video file to web format and automatically create a HTML file for you to upload.

That's about all I wanted to tell you today;

I hope this tutorial has been useful to you.

If you have any more questions, feel free to contact me through [my helpdesk](#).

Greetz!

Mieke Janssens

<http://www.miekejanssens.com>

<http://www.internetmarketingbasics.net/videocommercials>

Scroll to the next page to find some extra bonuses.

Extra:

[Creating Video Auctions Can Be Free](#) - Free Report

[Video Traffic Assistant](#) – Free Video Submitter

[More Video Products](#)

[More Internet Marketing Freebies](#)

Bonus:

[Seller Beware](#) – Protect your PayPal account from being limited or closed – Free Report

